


Mid-Height Wall Collection

COVENTRY[®] WALL III

Coventry Wall III is a versatile wall system, suitable for both Free-Standing & Single-Sided Wall applications.




3" & 6" Coventry Wall III Dakota Blend

Enlarged swatches on page 89



Dakota Blend



Pewter Blend

NOTES


- Maximum unreinforced wall height is 33"
- Coventry Wall III comes with splittable units to create corners: One 16" unit per layer is solid with no channels.
- Two pins/block needed (except under cap)
- For Coventry Wall III, the tightest radius possible using only the 10" and 6" long units is 33½". Using all sizes, the tightest possible radius is 48" to the back of the block



6" Coventry Wall III Pewter Blend

Also available in 3" high

6" HIGH CUBE



	A	B	C
SIZE (LxD)	8/6" x 10"	10/8" x 10"	16/14" x 10"
SF PER CUBE		32	
PCS PER CUBE		6" = 72	
LBS PER CUBE		6" = 3,223	

Can be used in single sided or double sided Wall applications

Also available in 3" high

DOUBLE SIDED CORNER



	6"
SIZE (LxD)	16" x 10"
PCS PER SF	1.5
SF PER CUBE	40
PCS PER CUBE	60
LBS PER PIECE	74
LBS PER CUBE	4,426

SINGLE SIDED CORNER



	6"
SIZE (LxD)	14" x 8"
PCS PER SF	1.7
SF PER CUBE	44
PCS PER CUBE	75
LBS PER PIECE	51
LBS PER CUBE	3,829

BASE BLOCK



	18/17" X 10"
SIZE (LxD)	18/17" X 10"
PCS PER CUBE	45
LF PER CUBE	67.5
LBS PER CUBE	3,870