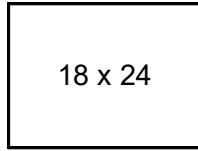
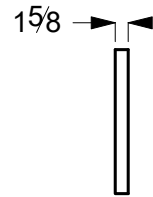



EP Henry BELMONT  
Running Bond with 1 size



100% = 34 pcs./100 sf.\*



Paver thickness = 1-5/8" +/- 1/8"

(\* ) 10' x 10' = 100 sf. nominal = 102 sf. actual in pieces.

**EP HENRY.**

EP Henry  
201 Park Avenue  
P.O. Box 615  
Woodbury, NJ 08096  
(800)-44-Henry (800-444-3679)  
www.ephenny.com

**BELMONT**  
COLLECTION by EP Henry

TITLE: EP Henry BELMONT  
Running Bond  
18 x 24

SCALE: 1/2" = 1'-0"  
DATE: March 1, 2020