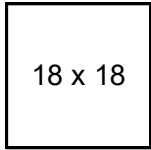
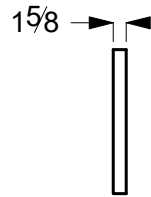
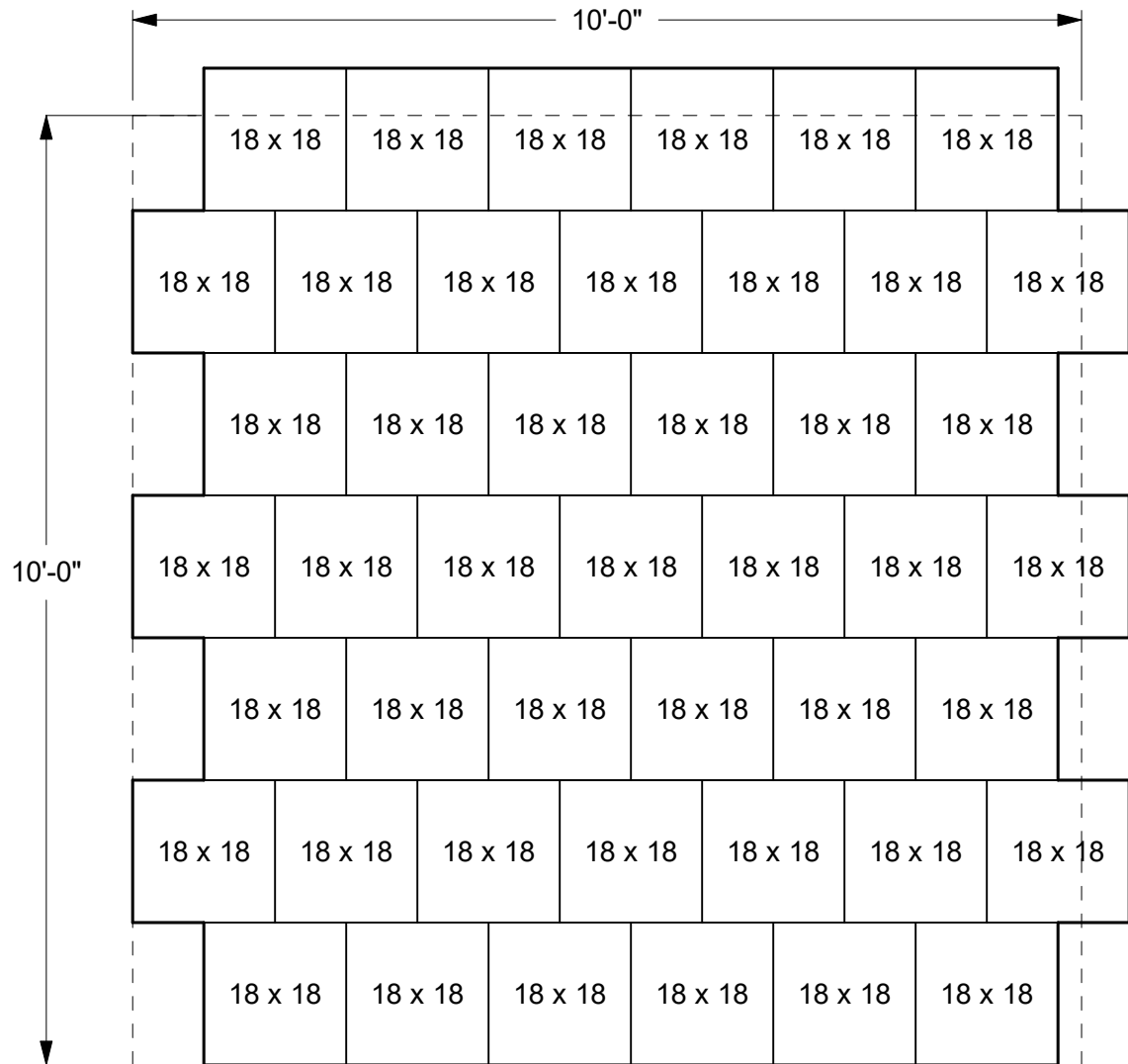


EP Henry BELMONT
Running Bond with 1 size



100% = 45 pcs./100 sf.*



Paver thickness = 1-5/8" +/- 1/8"

(*) 10' x 10' = 100 sf. nominal = 101.25 sf. actual in pieces.

EP HENRY.

EP Henry
201 Park Avenue
P.O. Box 615
Woodbury, NJ 08096
(800)-44-Henry (800-444-3679)
www.ephensy.com

BELMONT
COLLECTION by EP Henry

TITLE: EP Henry BELMONT
Running Bond
18 x 18

SCALE: 1/2" = 1'-0"
DATE: March 1, 2020