

IMPERIAL MARQUIS™ WALL



Imperial Marquis Wall Chestnut



Chestnut



Driftwood



Earth



Granite



Sandy Beach

ENLARGED SWATCHES ON PAGE 135.




The Marquis Wall lifter is a heavy-duty, handy tool that facilitates lifting and placing units in the wall.




When using the pin method, Marquis Wall Pins must be used for proper installation.


These units are 6" high.



STRETCHER



CORNER



3" UNIVERSAL DOUBLE FACE CAP

	STRETCHER	CORNER	3" UNIVERSAL DOUBLE FACE CAP
SIZE (LxD)	16" x 12"	16" x 8"	16/14" x 11 5/8"
PCS PER SF	1.5	1.5	3.2
SF PER CUBE	32	72	30
PCS PER CUBE	48	108	96
LBS PER PIECE	75	45	43.5
LBS PER CUBE	3,685	4,838	4,177

