


BELMONT CAPS

14" DOUBLE SIDED BELMONT CAP



14" Double Sided Belmont Cap Brownstone; Double Sided Cast Stone Wall and Square Cast Stone Wall Fire Pit Kit Cut Stone Breckenridge

16" DOUBLE SIDED BELMONT CAP



16" Double Sided Belmont Cap Bluestone; Double Sided Cast Stone Wall Cut Stone Aspen; Bristol Stone Pewter Blend with ColorTech



Bluestone



Brownstone




PA Bluestone


ENLARGED SWATCHES
ON PAGE 123

AVAILABLE COLOR SELECTION FOR ALL BELMONT CAPS

This unit
is 2" high.



All units
are 2" high.



14" DOUBLE SIDED

SIZE (LxD)	36" x 14"
PCS PER CUBE	18
LBS PER PIECE	80
LF PER CUBE	54
LBS PER CUBE	1,450

16" DOUBLE SIDED

	CAP	END CAP
SIZE (LxD)	24¼/21¼" x 16"	20/18¼" x 16"
PCS PER CUBE	32	16
LBS PER PIECE	56	53
LF PER CUBE	60	25.5
LBS PER CUBE	1,810	850



All Belmont products come with a factory-applied sealer that enhances color and resists stains.

For more information about Belmont visit page 45.

Belmont Caps are designed to complement the natural stone look of our Cast Stone Wall systems; however, they're a beautiful finishing touch for any project.

BELMONT CAPS



26 x 26 Belmont Pier Cap Bluestone;
Double Sided Cast Stone Wall Cut Stone Aspen

BELMONT PIER CAP

This unit
is 3" high.



28" x 28" PIER CAP

SIZE (LxD)	28" x 28"
PCS PER CUBE	4
LBS PER PIECE	175
LBS PER CUBE	700

This unit
is 3" high.



26" x 26" PIER CAP

SIZE (LxD)	26" x 26"
PCS PER CUBE	4
LBS PER PIECE	150
LBS PER CUBE	600



Belmont Garden Wall Cap Bluestone;
Ledgestone Garden Wall Allegheny

BELMONT GARDEN WALL CAP

This unit
is 2" high.



GARDEN WALL CAP


SIZE (LxD)	18" X 9 1/2" (nominal)
PCS PER CUBE	60
LF PER CUBE	90
LBS PER PIECE	30
LBS PER CUBE	1,800



Belmont Stair Tread Bluestone

BELMONT STAIR TREAD/CAP

This unit
is 2" high



BELMONT STAIR TREAD/CAP

SIZE (LxD)	52" x 13" (nominal)
PCS PER CUBE	18
LF PER CUBE	78
LBS PER PIECE	104
LBS PER CUBE	1,872

For more information about
Belmont visit page 45.