
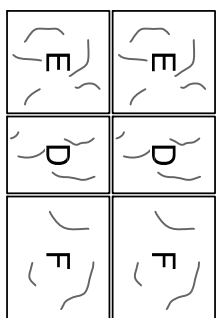


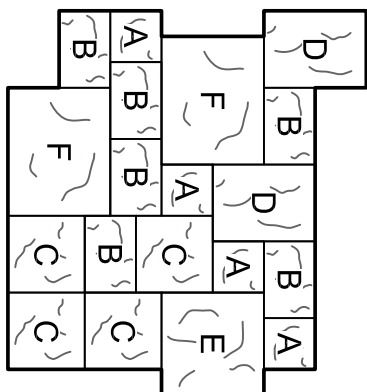
BRISTOL I CUBE LAYER




BRISTOL II CUBE LAYER



NOTE: IN A 1:1 RATIO FROM THE TWO PALLETES (BRISTOL I & II), THERE WILL BE ONE 16"x16" AND TWO 12"x8" LEFT OVER.



PATTERN BLOCK COUNT		
IDENTIFIER	QTY.	SIZE
A	4	8"x8"
B	6	12"x8"
C	4	12"x12"
D	2	12"x16"
E	1	16"x16"
F	2	20"x16"



**OP HENRY**  
EXCELLENCE SINCE 1903

201 Park Ave.  
P.O. Box 615  
Woodbury, NJ 08096  
(856)-845-6200  
(856)-845-0023

**TITLE:**

BRISTOL I & II PAYER  
PATTERN CONFIGURATION AND LAYOUT DETAIL

**SCALE:**

NOT TO SCALE