

# BRISTOL STONE® with ColorTech™



Bristol Stone I, II & III Sonoran with ColorTech; Forma Stone Sand and Charcoal Border; Coventry Wall III Dakota Blend with Pewter Blend Caps; Round Coventry Fire Pit Kit Dakota Blend

ENLARGED SWATCHES  
ON PAGES 117-118



Golden Maple †

Pewter Blend †


Phoenix\*


Sedona\*

Sonoran\*

Tucson\*


† AVAILABLE IN 3 1/8" \* PREMIUM COLOR

 These units are 2 3/8" thick and are not suitable for vehicular use.



CUBE 1	A	B	C
SIZE (WxL)	7 3/4" x 7 3/4"	7 3/4" x 11 3/4"	11 3/4" x 11 3/4"
PCS PER CUBE	40	80	40
SQ FT PER CUBE	107		
LBS PER CUBE	3,150		

CUBE 2	D	E	F
SIZE (WxL)	11 3/4" x 15 5/8"	15 5/8" x 15 5/8"	15 5/8" x 19 5/8"
PCS PER CUBE	20	20	20
SQ FT PER CUBE	102		
LBS PER CUBE	2,900		

 These units are 3 1/8" thick and are suitable for vehicular use. See notation for available colors.



CUBE 1: 3 1/8"	H	I	J
SIZE (WxL)	7 3/4" x 7 3/4"	7 3/4" x 11 3/4"	11 3/4" x 11 3/4"
PCS PER CUBE	32	64	32
SQ FT PER CUBE	85.6		
LBS PER CUBE	3,161		



G

CUBE 3	G
SIZE (WxL)	15 5/8" x 23 5/8"
PCS PER CUBE	40
SF PER CUBE	102
LBS PER CUBE	2,856

